


CLEVERFIT PRO EXIT




Modern and Slimline Architectural Exit

The Cleverfit Pro Exit offers a practical solution in a slimline, architecturally pleasing design. The tamper resistant cover makes it possible to include all diffuser combinations in one box for single or double sided applications.

With a slide connect steel bracket that can be both ceiling or wall mounted, it is easy to see why the Cleverfit Pro is a market leader.


Applications

- | | | | |
|--|------------------|---|------------------|
|  | Office Buildings |  | Shopping Centres |
|  | Showrooms |  | Retail Outlets |
|  | Theatres |  | Apartments |



Features and Benefits

- AS/NZS 2293.3 compliant
- Low 2.8W standby power consumption
- Wall and ceiling mount with easy slide connect
- Can be rod or chain suspended
- All directional decals in one box
- Lithium Iron Phosphate or Nanophosphate® battery
- Clevertest Plus System compatible
- Theatre version available



CLEVERFIT PRO EXIT

ORDERING INFORMATION		LP	L10
TEST OPTIONS / PART #	Standard	CCFPRO	LCFPRO
	Clevertest Plus System Compatible	Yes	Yes
	DALI	CCFPRO-DALI	LCFPRO-DALI
	Zoneworks® XT Hive	CCFPRO-HV	LCFPRO-HV
	Theatre Version	CCFPRO-TH	LCFPRO-TH
Carton Quantity	5		
Weight - Single (Carton)	2.5kg (15.0kg)		
Dimensions (L x W x H)	367mm x 72mm x 214mm		
Directional Options	All Directional Inserts Included (Excluding Theatre Versions)		
Directional Options (Theatre Only)	Add Suffix to Part Number, -DS Double Sided, -R Pictograph, L (Left) or R (Right) ie. CCFPRO-TH-DS-R		

* for additional variants please refer to the Clevertronics Product Guide or website.

POWER, LAMPS AND BATTERY	LP	L10
Power Consumption (Standby / Max)	2.8W / 3.9W	
Lamp(s)	100,000 Hour LED	
Battery	Lithium Iron Phosphate	Lithium Nanophosphate®
Voltage (V) / Capacity (mAh)	3.2V / 1100mAh	3.3V / 2500mAh
Charging Method	Intelligent Current Limited Constant Voltage	

TECHNICAL SPECIFICATIONS	
Operating Mode	Maintained
Voltage (V) Frequency (Hz)	220-240V(50Hz)
Construction - Body / Diffuser	PC-ABS / PC
Viewing Distance	24m
Mounting Type	Wall & Ceiling (Single & Double Sided)
Operating Temperature	1°C to 40°C
Ingress Protection Rating (IP)	IP20

ACCESSORIES	LP	L10
Cantilever Bracket	CLVRBRT-CFPRO	CLVRBRT-CFPRO
Wireguard (Wall Mount)	2530050	2530050
Wireguard (Ceiling Mount)	2530110	2530110

CLASSIFICATION	LP	L10
C0	D3.2	D3.2
C90	B16	B16

SPACING TABLE AND MOUNTING HEIGHTS – AS/NZS 2293.1:2018 (MINIMUM LIGHT LEVEL OF 0.2 LUX)

Classification	2.1m	2.4m	2.7m	3.0m	3.3m	3.6m	4.0m	4.5m	5.0m
D3.2	6.5	6.5	6.5	6.5	6.3	6.1	5.8	0.0	0.0
B16	6.4	6.8	7.2	7.6	7.9	8.2	8.6	9.0	9.3

For 1 lux and AS/NZS 2293.1:2005 spacing tables please visit:
<https://clevertronics.com.au/spacing-tables/>

Based on minimum light level of 0.2 lux.
 Maximum allowed mounting height is 2.7m but for exceptions see AS/NZS 2293.1.
 Spacing classifications do not apply for theatre versions.

*Warranty information located at:
<https://clevertronics.com.au/warranty-statement/>



Dimensions (mm)

clevertronics.co.nz
clevertronics.com.au

1 Caribbean Drive, Scoresby VIC 3179
 P +61 3 9559 2700 F +61 3 9559 2799 E info@clevertronics.com.au

Clevertronics is committed to continuously improving its products.
 All features and specifications are subject to change without prior notice.
 _PRODUCT SHEETS – ANZ Cleverfit Pro 04OCT22

